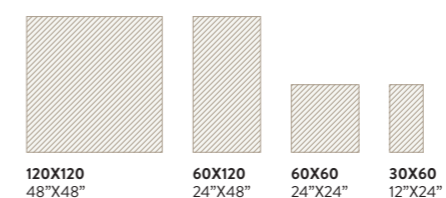



MICRON 2.0

EVOLUZIONE CERAMICA
EVOLUTION CERAMICS



MICRON 2.0



GRES PORCELLANATO A TUTTO SPESSORE
FULL BODY PORCELAIN TILE



MICRON 2.0

M2.0 120T / M2.0 12GL

M2.0 A 120T DX



MICRON 2.0

M2.0 120T / M2.0 12GL



MICRON 2.0

M2.0 12WL



MICRON 2.0

M2.0 120DG / M2.0 S RB60GH / M2.0 60GH



MICRON 2.0

M2.0 12B / MK.M2.0 30BL / M2.0 120TL



MICRON 2.0

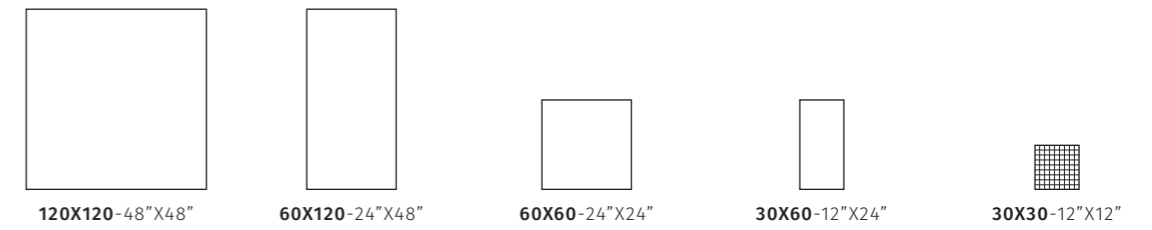
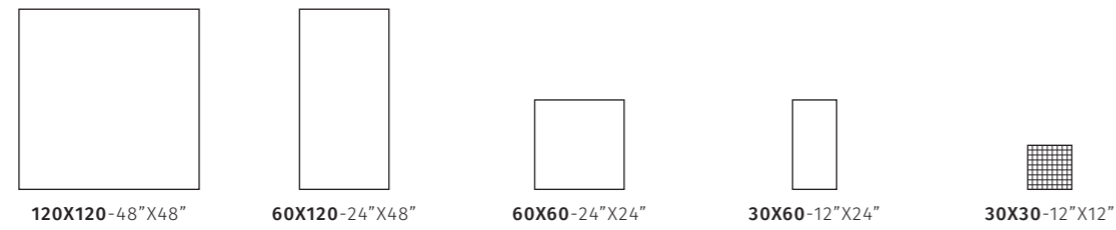
M2.0120DGL



A



B



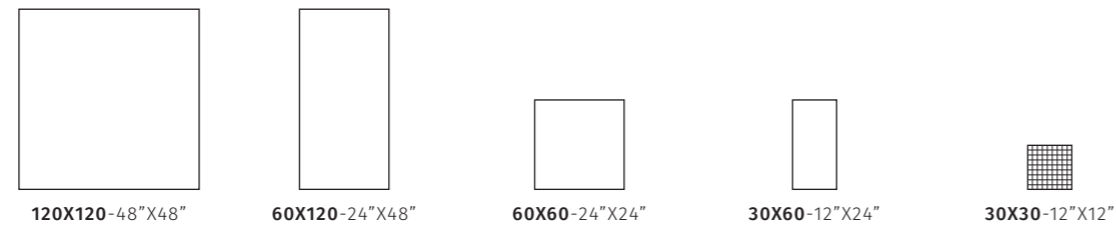
	LI	N	○	M2.0 120A	M2.0 12A	M2.0 60A	M2.0 36A	MK.M2.0 30A
	LI	L	⊗	M2.0 120AL	M2.0 12AL	M2.0 60AL	M2.0 36AL	
	LI	L	○					MK.M2.0 30AL
	RB	N	⊗			M2.0 RB60A	M2.0 RB36A	

	LI	N	○	M2.0 120B	M2.0 12B	M2.0 60B	M2.0 36B	MK.M2.0 30B
	LI	L	⊗	M2.0 120BL	M2.0 12BL	M2.0 60BL	M2.0 36BL	
	LI	L	○					MK.M2.0 30BL
	RB	N	⊗			M2.0 RB60B	M2.0 RB36B	

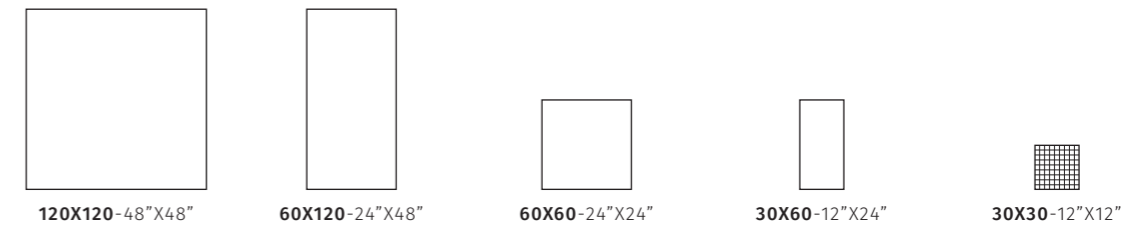
T



N



				M2.0 120T	M2.0 12T	M2.0 60T	M2.0 36T	MK.M2.0 30T
				M2.0 120TL	M2.0 12TL	M2.0 60TL	M2.0 36TL	
								MK.M2.0 30TL
						M2.0 RB60T	M2.0 RB36T	

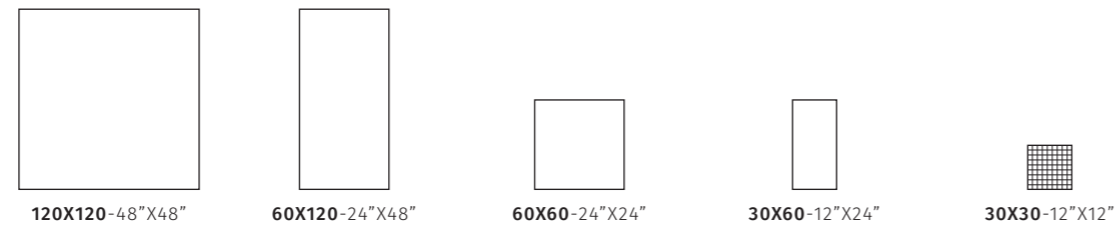


				M2.0 120N	M2.0 12N	M2.0 60N	M2.0 36N	MK.M2.0 30N
				M2.0 120NL	M2.0 12NL	M2.0 60NL	M2.0 36NL	
								MK.M2.0 30NL
						M2.0 RB60N	M2.0 RB36N	

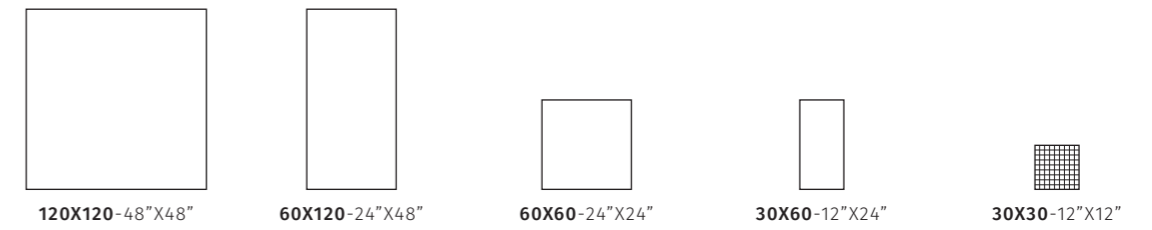
W



GH



	M2.0 120W	M2.0 12W	M2.0 60W	M2.0 36W	MK.M2.0 30W
	M2.0 120WL	M2.0 12WL	M2.0 60WL	M2.0 36WL	
					MK.M2.0 30WL
			M2.0 RB60W	M2.0 RB36W	

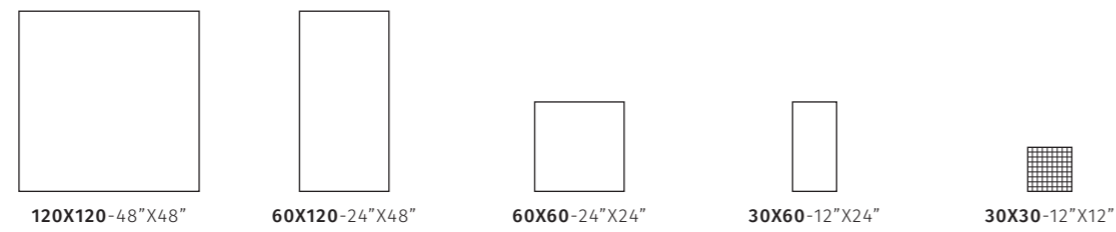


	M2.0 120GH	M2.0 12GH	M2.0 60GH	M2.0 36GH	MK.M2.0 30GH
	M2.0 120GHL	M2.0 12GHL	M2.0 60GHL	M2.0 36GHL	
					MK.M2.0 30GHL
			M2.0 RB60GH	M2.0 RB36GH	

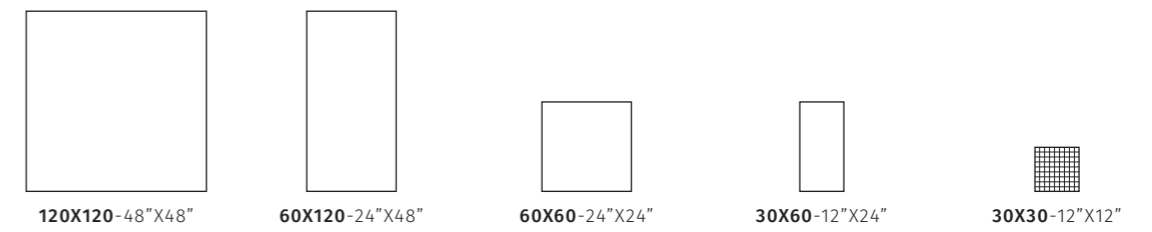
G



DG

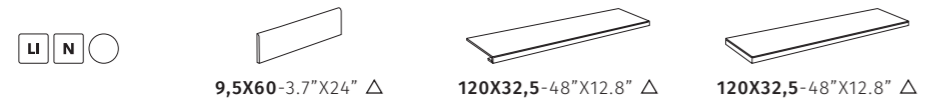


	M2.0 120G	M2.0 12G	M2.0 60G	M2.0 36G	MK.M2.0 30G
	M2.0 120GL	M2.0 12GL	M2.0 60GL	M2.0 36GL	
					MK.M2.0 30GL
			M2.0 RB60G	M2.0 RB36G	

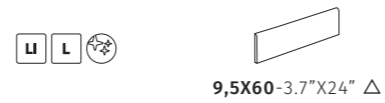


	M2.0 120DG	M2.0 12DG	M2.0 60DG	M2.0 36DG	MK.M2.0 30DG
	M2.0 120DGL	M2.0 12DGL	M2.0 60DGL	M2.0 36DGL	
					MK.M2.0 30DGL
			M2.0 RB60DG	M2.0 RB36DG	

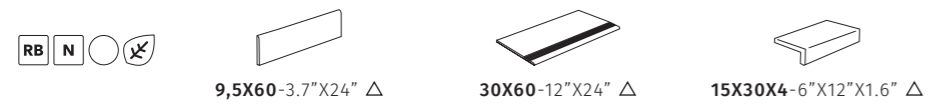
PEZZI SPECIALI / SPECIAL PIECES



	9,5X60-3.7\"/>		
A	M2.0 BT 60A	M2.0 G120A	M2.0 A120A DX M2.0 A120A SX
B	M2.0 BT 60B	M2.0 G120B	M2.0 A120B DX M2.0 A120B SX
T	M2.0 BT 60T	M2.0 G120T	M2.0 A120T DX M2.0 A120T SX
N	M2.0 BT 60N	M2.0 G120N	M2.0 A120N DX M2.0 A120N SX
W	M2.0 BT 60W	M2.0 G120W	M2.0 A120W DX M2.0 A120W SX
GH	M2.0 BT 60GH	M2.0 G120GH	M2.0 A120GH DX M2.0 A120GH SX
G	M2.0 BT 60G	M2.0 G120G	M2.0 A120G DX M2.0 A120G SX
DG	M2.0 BT 60DG	M2.0 G120DG	M2.0 A120DG DX M2.0 A120DG SX



	9,5X60-3.7\"/>
A	M2.0 BT 60AL
B	M2.0 BT 60BL
T	M2.0 BT 60TL
N	M2.0 BT 60NL
W	M2.0 BT 60WL
GH	M2.0 BT 60GHL
G	M2.0 BT 60GL
DG	M2.0 BT 60DGL



	9,5X60-3.7\"/>		
A	M2.0 BT RB60A	M2.0 S RB60A	M2.0 E RB30A
B	M2.0 BT RB60B	M2.0 S RB60B	M2.0 E RB30B
T	M2.0 BT RB60T	M2.0 S RB60T	M2.0 E RB30T
N	M2.0 BT RB60N	M2.0 S RB60N	M2.0 E RB30N
W	M2.0 BT RB60W	M2.0 S RB60W	M2.0 E RB30W
GH	M2.0 BT RB60GH	M2.0 S RB60GH	M2.0 E RB30GH
G	M2.0 BT RB60G	M2.0 S RB60G	M2.0 E RB30G
DG	M2.0 BT RB60DG	M2.0 S RB60DG	M2.0 E RB30DG



CARATTERISTICHE TECNICHE SPECIFICHE / TECHNICAL FEATURES SPECIFICATIONS

	DIN 51130 (R)	DIN 51097 (A+B+C)	BCR REP. CEC 6/81		DM 14/6/89 N. 236		PENDULUM TEST BS (INGLESE)	PENDULUM TEST AS/NZS 4856:2004 (AUSTRALIANO)	PENDULUM TEST UNE ENV 12633:2003 (SPAGNOLO)	BOT 3000 (DCOF)
			g.a.	g.b.	c.a.	g.b.				
M2.0	R10	A	>0.4	>0.4	>0.4	>0.4	-	-	1	>0.42
M2.0 RB	R11	B+C	>0.4	>0.4	>0.4	>0.4	>36	>35	2	>0.42

SIMBOLOGIA

SYMBOLS

<p>INDICAZIONI D'USO INDICATIONS FOR USE</p> <p> Pavimento Floor tiles</p> <p> Rivestimento Wall tiles</p>	<p>DESTINAZIONI D'USO SUGGESTED APPLICATIONS</p> <p> Abitazioni Domestic purpose</p> <p> Esterni Outdoor floor</p> <p> Commerciale leggero Tiles for light commercial</p> <p> Commerciale pesante Tiles for heavy traffic area</p>	<p>CARATTERISTICHE DI VENDITA SALES CHARACTERISTICS</p> <p> Prodotto venduto al pezzo. Product sold per item.</p> <p>Tutti i nostri prodotti, sia al mq che al pezzo, sono venduti unicamente a scatola completa. All our products are sold only in complete boxes, whether the unit of measure is per item or per square metre.</p>
<p>STRUTTURA STRUCTURE</p> <p> Liscio Flat</p> <p> Bocciardato Bush-hammered rustic</p>	<p>FINITURA FINISH</p> <p> Naturale Natural</p> <p> * Levigato Polished</p>	<p>ASPETTO SUPERFICIALE SURFACE LOOK</p> <p> Opaco Matt</p> <p> * Lucido Glossy</p>
<p>STONALIZZAZIONE SHADE VARIATION</p> <p> V2</p>	<p>BORDO EDGE</p> <p> Rettificato monocalibro Monocaliber, rectified</p>	<p>MODULARE MODULAR</p> <p> Modulare 2mm Modular 2 mm</p>

* Le superfici con finitura lappata lucida e levigata sono consigliate per qualsiasi tipo di rivestimento e per pavimenti residenziali o per superfici calpestabili che non hanno un diretto collegamento con l'esterno o che hanno accessi protetti da appositi stuoini. Come è noto tutte le superfici lucide subiscono con l'uso un naturale processo di opacizzazione. Nel caso dei materiali in gres porcellanato di Imola questo processo è più lento rispetto a qualsiasi altro materiale naturale lavorato a lucido come marmo, pietra, granito.

Surfaces with a honed and polished gloss finish are recommended for any kind of wall tile, residential floor or floors that are not directly connected with the outdoors or whose entrances are protected by mats. As is well known, all gloss surfaces naturally lose their shine over time. With Imola porcelain stoneware this process is slower than other honed natural materials like marble, granite or stone.

CARATTERISTICHE TECNICHE GRES PORCELLANATO

TECHNICAL SPECIFICATIONS PORCELAIN STONEWARE
UNI EN 14411(ISO 13006) - Bla (appendice G)

CARATTERISTICA SPECIFICATION	METODO DI PROVA TEST METHODS	REQUISITI PREVISTI DALLA NORMA REQUIREMENTS IN ACCORDANCE TO THE STANDARDS	VALORE MEDIO IMOLA CERAMICA IMOLA CERAMICA AVERAGE VALUE
DIMENSIONI E ASPETTO DIMENSIONS AND APPEARANCE	ISO 10545-2	PROSPETTO G.1 PROSPECT G.1	CONFORME COMPLIANT
ASSORBIMENTO D'ACQUA WATER ABSORPTION	ISO 10545-3	≤ 0,5%	≤ 0,1%
RESISTENZA A FLESSIONE FLEXURAL RESISTANCE		min./MIH 35 N/mm ²	> 45 N/mm ²
SFORZO DI ROTTURA MODULUS OF RUPTURE	ISO 10545-4	SPESSORE - THICKNESS ≥ 7,5 mm: min. 700 N	SPESSORE* THICKNESS*
		SPESSORE - THICKNESS < 7,5 mm: min. 1300 N	8,5 mm* 2500 N* 12 mm* 5000 N* 14 mm* 6500 N* 20 mm** 11000 N**
RESISTENZA ALL'ABRASIONE PROFONDA DEEP ABRASION RESISTANCE	ISO 10545-6	≤ 175 mm ³	< 140 mm ³
RESISTENZA ALL'ABRASIONE SUPERFICIALE RESISTANCE TO SURFACE ABRASION	ISO 10545-7	CLASSI 0-5 CLASSES 0-5	COME INDICATO IN CATALOGO AS INDICATED IN THE CATALOGUE
COEFFICIENTE DILATAZIONE TERMICA LINEARE (A) LINEAR EXPANSION THERMIC COEFFICIENT	ISO 10545-8	METODO DISPONIBILE AVAILABLE ON REQUEST	≤ 7X10 ⁻⁶ °C ⁻¹
RESISTENZA AGLI SBALZI TERMICI RESISTANCE TO SUDDEN TEMPERATURE CHANGES	ISO 10545-9	METODO DISPONIBILE AVAILABLE ON REQUEST	RESISTE RESISTANT
RESISTENZA AL GELO FROST RESISTANCE	ISO 10545-12	RICHIESTA ALWAYS TESTED	RESISTE RESISTANT
PRODOTTI CHIMICI AD USO DOMESTICO ED ADDITIVI PER PISCINA HOUSEHOLD CHEMICALS AND SWIMMING POOL WATER CLEANSERS		UGL min. UB	UGL min. UB
		GL min. GB	GL min. GB
ACIDI ED ALCALI A BASSA CONCENTRAZIONE ACIDS AND LOW CONCENTRATION ALKALIS	ISO 10545-13	UGL DA ULA, ULB A ULC FROM ULA, ULB TO ULC	UGL DA ULA, ULB A ULC FROM ULA, ULB TO ULC
		GL DA GLA, GLB A GLC FROM GLA, GLB TO GLC	GL DA GLA, GLB A GLC FROM GLA, GLB TO GLC
ACIDI ED ALCALI AD ALTA CONCENTRAZIONE ACIDS AND HIGH CONCENTRATION ALKALIS		METODO DISPONIBILE AVAILABLE ON REQUEST	METODO DISPONIBILE AVAILABLE ON REQUEST
RESISTENZA ALLE MACCHIE STAIN RESISTANCE	ISO 10545-14	METODO DISPONIBILE AVAILABLE ON REQUEST	min. 3
STABILITÀ DEI COLORI ALLA LUCE COLOUR STABILITY TO LIGHT	DIN 51094	NON DEVONO PRESENTARE APPREZZABILI VARIAZIONI DI COLORE THEY DO NOT HAVE TO SHOW VISIBLE COLOUR ALTERATION	CONFORME COMPLIANT

*SPESSORI RIFERITI AL FORMATO 20X20 - THICKNESSES REFERRED TO 20X20 SIZE

**SPESSORI RIFERITI AL FORMATO 60X60 - THICKNESSES REFERRED TO 60X60 SIZE



A brand of
Cooperativa Ceramica d'Imola S.c.

Via V. Veneto, 13
40026 Imola (BO) Italia
Tel. +39 0542 601601
Fax +39 0542 31749
