



CHIC
WONDER WALL



Made in Italy  **NovaBell**

CHIC

WONDER WALL



**CHIC È LA CERAMICA IN
PASTA BIANCA CHE PARLA
ATTRAVERSO L'ENERGIA DEL
COLORE, DELLA DECORAZIONE E
DELLA TRIDIMENSIONALITÀ.**

**CHIC IS WHITE-BODY CERAMIC
THAT SPEAKS THROUGH THE
ENERGY OF COLOUR, DECORATION
AND THREE-DIMENSIONALITY.**

Chic est la céramique à pâte blanche qui s'exprime à travers l'énergie de la couleur, de la décoration et de la tridimensionnalité.

Chic ist eine Keramikkollektion auf weißem Scherben, die durch energiegeladene Farbe, Dekor und Dreidimensionalität überzeugt.



COLOUR ENERGY & LARGE-SCALE.

La collezione Chic regala magnifici formati 35x100 cm e un progetto cromatico per creare pareti uniche, dalla luminosità e profondità impareggiabili.

La collection Chic propose de magnifiques formats 35x100 cm et un éventail de couleurs pour créer des murs uniques, dotés d'une luminosité et d'une profondeur sans pareilles.

The Chic collection boasts magnificent 35x100 cm sizes and a colour scheme to create unique walls with incomparable shine and depth.

Die Kollektion Chic bietet wunderschöne 35x100 cm Formate und eine Farbauswahl, mit der sich einzigartige Wände von unvergleichlicher Helligkeit und Tiefe schaffen lassen.

BIANCO LUX



Silk



Trama

ROSSO LUX

BEIGE LUX

PETROLIO LUX

NOCCIOLA LUX

GRIGIO LUX

CARBONE LUX



Trama

THE DIALOGUE BETWEEN SURFACES.

Le componenti Chic sono fatte per creare scambi e dialogo costanti.

Le superfici planari, i moduli tridimensionali e i pattern decorativi stimolano la creatività compositiva e risolvono il desiderio di personalizzazione.

Chic components are designed to create constant exchange and dialogue. Planar surfaces, three-dimensional modules and decorative patterns inspire compositional creativity and fulfil the desire for customisation.

Les éléments Chic sont faits pour instaurer des échanges et des dialogues constants. Les surfaces plates, les modules tridimensionnels et les fantaisies décoratives stimulent les compositions créatives et comblent les envies de personnalisation.

Die Komponenten von Chic sind speziell im Hinblick auf ihre Austauschbarkeit und Dialogfähigkeit konzipiert. Ebene Oberflächen, dreidimensionale Module und dekorative Muster geben der planerischen Kreativität viele Impulse und kommen dem Wunsch nach individueller Gestaltung entgegen.



Trama Bianco



Silk Bianco



Trama Carbone



Lumiere Bianco



Bubbles Bianco



Lumiere Carbone



Bubbles Carbone



Lumiere Rosso



Bubbles Petrolio



Lumiere Nocciola



Spring Warm



Spring Cold



Rigato Warm



Rigato Cold



WALL: Decoro Spring Warm 35x100 - 13^{13/4}x39^{13/8} / Rosso Lux 35x100 - 13^{13/4}x39^{13/8}
 FLOOR: PARIS Ash Rettificato 100x100 - 39^{13/8}x39^{13/8}



PETROLIO BIANCO ROSSO

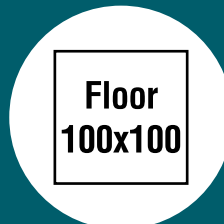
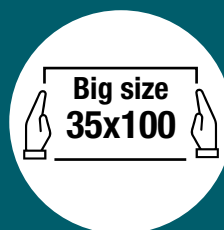


WALL: Petrolio Lux 35x100 - 13^{3/4}x39^{3/8} / Silk Bianco Lux 35x100 - 13^{3/4}x39^{3/8} / Rosso Lux 35x100 - 13^{3/4}x39^{3/8}
FLOOR: PARIS Ash Rettificato 100x100 - 39^{3/8}x39^{3/8}

100: THE RIGHT SIDE.

I moduli 35x100 cm sono studiati per ottenere un perfetto accordo con le pavimentazioni in grès 100x100 cm. Grazie a questo rigore estetico e alla grandezza dei formati, la stanza da bagno riflette cura e armonia visiva.

The 35x100 cm modules are designed to perfectly match the 100x100 cm stoneware floor coverings. Thanks to this meticulous aesthetic and to the dimensions of the sizes, the bathroom embodies care and visual harmony.



Les modules 35x100 cm sont mis au point pour s'accorder à la perfection aux carreaux de sol en grès 100x100 cm. Grâce à cette rigueur esthétique et à la grandeur des formats, la salle de bains exprime raffinement et harmonie visuelle.

Die Module im Format 35x100 cm sind perfekt auf die 100x100 cm großen Bodenfliesen aus Feinsteinzeug abgestimmt. Dank dieser ästhetischen Strenge und der Größe der Formate strahlt das Badezimmer optische Harmonie und Wertigkeit aus.

WALL: Bianco Lux 35x100 - 13^{3/4}x39^{3/8} / Petrolio Lux 35x100 - 13^{3/4}x39^{3/8} / Decoro Bubbles Petrolio 35x100 - 13^{3/4}x39^{3/8} / Listello Bubbles Petrolio 7x100 - 3^{3/4}x39^{3/8} / Decoro Bubbles Bianco 35x100 - 13^{3/4}x39^{3/8} / Bacchetta Glitter Argento 0,5x100 - 13/16x39^{3/8}
FLOOR: TOUCHE Fossil Rettificato 100x100 - 39^{3/8}x39^{3/8}



BIANCO CARBONE

TRAMA CARBONE

WALL: Bianco Lux 35x100 - 13^{3/4}x39^{3/8} / Carbone Lux 35x100 - 13^{3/4}x39^{3/8} / Trama Bianco Lux 35x100 - 13^{3/4}x39^{3/8} / Trama Carbone Lux 35x100 - 13^{3/4}x39^{3/8}
FLOOR: TOUCHÉ Cotton Rettificato 100x100 - 39^{3/8}x39^{3/8}

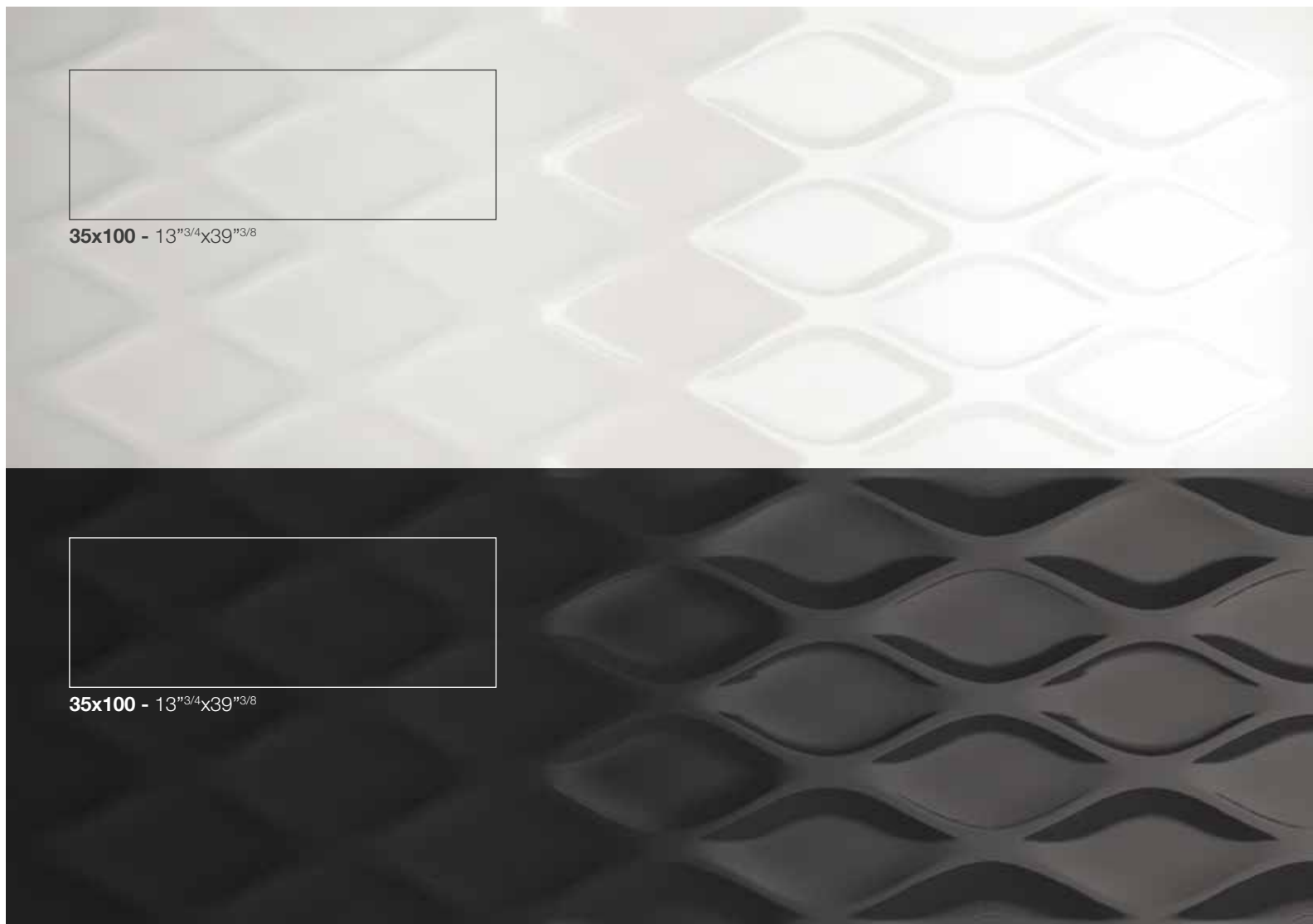
SCULPTURAL AND TACTILE EFFECTS.

Le superfici Chic danno vita ad un continuum di forme e volumi che spezza la monotonia. I moduli Trama disegnano sulle pareti un elegante effetto “capitoné” che riflette precisione scultorea, creatività e originalità.

Les surfaces Chic donnent corps à une continuité de formes et volumes qui brise la monotonie. Les modules Trama dessinent, sur les murs, un élégant effet « capitonné » qui manifeste précision sculpturale, créativité et originalité.

Chic surfaces produce a continuum of shapes and volumes that disrupt monotony. The Trama modules form an elegant “capitoné” effect on the walls that conveys sculptural precision, creativity and originality.

Die Oberflächen von Chic schaffen nahtlose Übergänge bei Formen und Volumen, die keine Langeweile aufkommen lassen. Mit den Modulen Trama lässt sich an den Wänden eine elegante Capitoné-Optik erzielen, die bildhauerische Präzision, Kreativität und Originalität ausstrahlt.



BEIGE NOCCIOLA PETROLIO



WALL: Nocciola Lux 35x100 - 13^{3/4}x39^{3/8} / Decoro Lumiere Nocciola 35x100 - 13^{3/4}x39^{3/8} /
Beige Lux 35x100 - 13^{3/4}x39^{3/8} / Mos. Lumiere Nocciola 30x30 - 11^{13/16}x11^{13/16} / Bacchetta Glitter Argento 0,5x100 - 13/16x39^{3/8}
FLOOR: ARTWOOD Clay Rettificato 20x120 - 7^{7/8}x47^{1/4}




MOSAIC WALL FOR COORDINATED SPACES.




Le proposte di rivestimento a mosaico disegnano con la coordinazione materica e cromatica di tutti gli elementi Chic. Sono montati su rete e facilmente adattabili ma in primo luogo sono elementi modulari eleganti e ricercati.

The mosaic coverings feature the tactile and colour coordination shared by all the Chic elements. They are mounted on a mesh backing and can be easily adapted. Above all, they are elegant, sophisticated modular elements.



Mosaico
30x30 - 11^{13/16}x11^{13/16}
□ 2,5x2,5



Mos. Bianco



Mos. Carbone



Mos. Rosso



Mos. Nocciola




Mos. Lumiere
Bianco



Mos. Lumiere
Carbone



Mos. Lumiere
Rosso



Mos. Lumiere
Nocciola

Les revêtements muraux en mosaïques jonglent avec tous les éléments Chic en coordonnant matières et couleurs. Montées sur filet, ces solutions sont non seulement simples à adapter, mais aussi, et surtout, des éléments modulaires élégants et sophistiqués.

Materialstruktur und Farben der Mosaik-Wandfliesen sind wie alle Elemente der Kollektion Chic aufeinander abgestimmt. Die netzmontierten und leicht anpassbaren Mosaikfliesen sind ausgesucht elegante und modular einsetzbare Elemente.

PERSONALISE WITH DECORATION AND COLOUR.



Rigato Warm



Rigato Cold



Spring Warm



Spring Cold



Motivi astratti, disegni floreali e superfici monocromatiche, invadono le pareti con la grandezza del formato 35x100 cm. La stanza da bagno lascia spazio ad un abaco di colori e decori che personalizzano con dinamismo.

Abstract motifs, floral patterns and monochrome surfaces invade the walls with the 35x100 cm size. The bathroom makes space for an abacus of colours and decorations that offer dynamic customisation.


Les motifs abstraits, les fantaisies florales et les surfaces monochromes envahissent les murs avec la grandeur du format 35x100 cm. La salle de bains fait place à un éventail de couleurs et décors qui la personnalisent avec dynamisme.

Abstrakte Motive, florale Muster und einfarbige Oberflächen im Format 35 x 100 cm dominieren die Wände. Die umfassende Palette an Farben und Dekoren ermöglicht individuelle Badgestaltungen mit dynamischer Ausstrahlung.



WALL: Grigio Lux 35x100 - 13^{3/4}x39^{3/8} / Decoro Rigato Cold 35x100 - 13^{3/4}x39^{3/8}
FLOOR: ARTWOOD Clay Rettificato 20x120 - 7^{7/8}x47^{1/4}

CHIC BIANCO / CARBONE



35x100 - 13^{3/4}x39^{3/8} 03
1160
CCW 830R Bianco Lux



35x100 - 13^{3/4}x39^{3/8} 03
1160
CCW 813R Trama Bianco Lux



35x100 - 13^{3/4}x39^{3/8} 03
625
CCW D83K Decoro Lumiere Bianco



35x100 - 13^{3/4}x39^{3/8} 03
650
CCW D82K Decoro Bubbles Bianco



7x100 - 3^{3/4}x39^{3/8} 04
360
CCW X82K Listello Bubbles Bianco



35x100 - 13^{3/4}x39^{3/8} 03
1160
CCW 815R Silk Bianco Lux




35x100 - 13^{3/4}x39^{3/8} 03
1160
CCW 930R Carbone Lux



35x100 - 13^{3/4}x39^{3/8} 03
1160
CCW 913R Trama Carbone Lux




35x100 - 13^{3/4}x39^{3/8} 03
625
CCW D93K Decoro Lumiere Carbone




35x100 - 13^{3/4}x39^{3/8} 03
650
CCW D92K Decoro Bubbles Carbone



7x100 - 3^{3/4}x39^{3/8} 04
360
CCW X92K Listello Bubbles Carbone



30x30 - 11^{13/16}x11^{13/16} 10
3130
CCW 995K Mos. 2,5x2,5 Carbone



30x30 - 11^{13/16}x11^{13/16} 10
3160
CCW 905K Mos. Lumiere Carbone

CHIC PETROLIO / GRIGIO

White COLLECTOR 09310 CERAMIC WALL TILE cm 35x100 inch 13^{3/4}x39^{3/8}



35x100 - 13^{3/4}x39^{3/8} 03
1160
CCW 230R Petrolio Lux



35x100 - 13^{3/4}x39^{3/8} 03
650
CCW D22K Decoro Bubbles Petrolio



7x100 - 3^{3/4}x39^{3/8} 04
360
CCW X22K Listello Bubbles Petrolio



35x100 - 13^{3/4}x39^{3/8} 03
1160
CCW 130R Grigio Lux




35x100 - 13^{3/4}x39^{3/8} 03
632
CCW D21K Decoro Spring Cold



35x100 - 13^{3/4}x39^{3/8} 03
632
CCW D20K Decoro Rigato Cold


0,5x100 - 3/16x39^{3/8} 06
330
CCW M10K Bacchetta Glitter Argento



30x30 - 11^{13/16}x11^{13/16} 10
3130
CCW 885K Mos. 2,5x2,5 Bianco



30x30 - 11^{13/16}x11^{13/16} 10
3160
CCW 805K Mos. Lumiere Bianco



35x100 - 13^{3/4}x39^{3/8} 03
CCW 430R Beige Lux 1160



35x100 - 13^{3/4}x39^{3/8} 03
CCW 630R Nocciola Lux 1160



35x100 - 13^{3/4}x39^{3/8} 03
CCW D63K Decoro Lumiere Nocciola 625

0,5x100 - 3/16x39^{3/8} 06
CCW M40K Bacchetta Glitter Oro 330



35x100 - 13^{3/4}x39^{3/8} 03
CCW 530R Rosso Lux 1160




35x100 - 13^{3/4}x39^{3/8} 03
CCW D31K Decoro Spring Warm 632




35x100 - 13^{3/4}x39^{3/8} 03
CCW D30K Decoro Rigato Warm 632




35x100 - 13^{3/4}x39^{3/8} 03
CCW D33K Decoro Lumiere Rosso 625



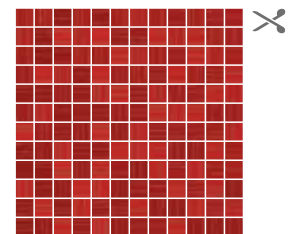
30x30 - 11^{13/16}x11^{13/16} 10
CCW 665K Mos. 2,5x2,5 3130
Nocciola



30x30 - 11^{13/16}x11^{13/16} 10
CCW 605K Mos. Lumiere 3160
Nocciola



30x30 - 11^{13/16}x11^{13/16} 10
CCW 335K Mos. 2,5x2,5 3130
Rosso



30x30 - 11^{13/16}x11^{13/16} 10
CCW 305K Mos. Lumiere 3160
Rosso



WALL: Rosso Lux 35x100 - 13^{3/4}x39^{3/8} / Bianco Lux 35x100 - 13^{3/4}x39^{3/8} / Decoro Lumiere Rosso 35x100 - 13^{3/4}x39^{3/8}
FLOOR: PARIS Ash Rettificato 100x100 - 39^{3/8}x39^{3/8}

SCATOLA/BOX

Pz	m ²	Kg
3	1,050	16,6
3	1,050	19,6

PALLET

Sc	m ²	Kg	▼ ▲
28	29,400	549	10,5
26	27,300	510	10,5

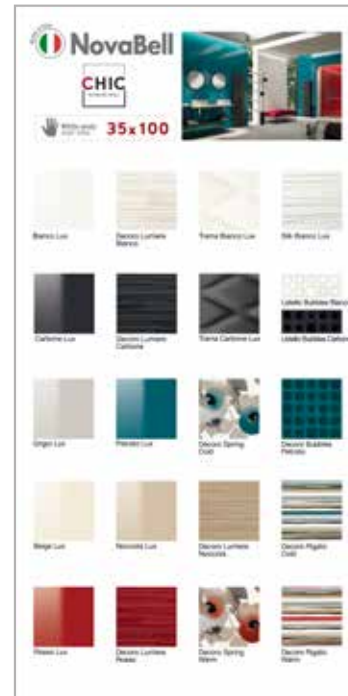
35x100

35x100 Trama

MERCHANDISING



PG CCW FT




PG CCW F1



PG CCW 12




PG CCW 16



PG CCW 05



PG CCW 02



PG CCW 89



SCA-CCW

The international reference standards: ISO - EN

Characteristics and Test methods	Requirements EN 14411 ⁽¹⁾ - G/ISO 13006 ⁽²⁾ - G	Our general values
Determination of water absorption - (ISO 10545-3)	Average value E _b ≤ 0,5% / Individual maximum 0,6%	Average value and individual maximum < 0,5%
Classification	Classification – Table 1	Group BIII
		Physical properties
Breaking strength - (ISO 10545-4)	Average ≥ 15 N/mm ² for thickness > 7,5 mm Average ≥ 12 N/mm ² for thickness < 7,5 mm	≥ 20 N/mm ²
Breaking strength - (ISO 10545-4)	Average ≥ 600 N for thickness > 7,5 mm Average ≥ 200 N for thickness < 7,5 mm	Complies
Coefficient of linear thermal expansion (ISO 10545-8)	Declared value ⁽¹⁾ / Test method available ⁽²⁾	< 9 * 10 ⁻⁶ °C ⁻¹
Thermal shock resistance - (ISO 10545-9)	Pass according to EN ISO 10545-1 ⁽¹⁾ / Test method available ⁽²⁾	Resistant
Crazing resistance - (ISO 10545-11)	Pass according to EN ISO 10545-1 ⁽¹⁾ / Required ⁽²⁾	Resistant
Moisture expansion (ISO 10545-10)	Declared value ⁽¹⁾ / Test method available ⁽²⁾	≤ 0,2 mm/m
Small colour differences (ISO 10545-16)	ΔE _{cmc} < 0,75 ⁽¹⁾	If agreed
Reaction to fire	Class A1 or A1 _{FL} ⁽¹⁾	A1 (CWT)
		Chemical properties
Chemical resistance - (GL) (ISO 10545-13)		
Resistance to low and high concentrations of acids and alkalis	Declared value ⁽¹⁾ / Manufacturer is to state classification ⁽²⁾	Resistant
Resistance to household chemicals and swimming pool salts	Minimum class B	Complies
Resistance to staining (ISO 10545-14)	Minimum class 3	Complies
Release of dangerous substances (ISO 10545-15)	Declared value ⁽¹⁾ / Test method available ⁽²⁾	Pb < 0,1 / Cd < 0,01 mg/dm ²
		Dimensions and surface quality
Length and width - (ISO 10545-2 § 2)	Max deviat. % from W ≤ ± 0,6 (± 2,0 mm) for N ≥ 15 cm Max deviat. % from W ≤ ± 0,75 mm for N < 15 cm	Complies
Thickness - (ISO 10545-2 § 3)	Max deviat. % from W ≤ ± 10 (± 0,5 mm) for N ≥ 15 cm Max deviat. % from W ≤ ± 0,5 mm for N < 15 cm	Complies
Straightness of sides - (ISO 10545-2 § 4)	Max deviat. % from W ≤ ± 0,3 (± 1,5 mm) for N ≥ 15 cm Max deviat. % from W ≤ ± 0,5 mm for N < 15 cm	Complies
Rectangularity - (ISO 10545-2 § 5)	Max deviat. % from W ≤ ± 0,5 (± 2 mm) for N ≥ 15 cm Max deviat. % from W ≤ ± 0,75 mm for N < 15 cm	Complies
Centre curvature - (ISO 10545-2 § 6)	Max deviat. % ≤ + 0,5 / - 0,3 (+ 2,0/-1,5 mm) for N ≥ 15 cm Max deviat. from W ≤ + 0,75/-0,50 mm for N < 15 cm	Complies
Edge curvature - (ISO 10545-2 § 6)	Max deviat. % ≤ + 0,5 / - 0,3 (+ 2,0/-1,5 mm) for N ≥ 15 cm Max deviat. from W ≤ + 0,75/-0,50 mm for N < 15 cm	Complies
Warpage - (ISO 10545-2 § 6)	Max deviat. % from W ≤ ± 0,5 (± 2 mm) for N ≥ 15 cm Max deviat. % from W ≤ ± 0,75 mm for N < 15 cm	Complies
Surface quality - (ISO 10545-2 § 7)	A minimum of 95% of the tiles shall be free from visible defects that would impair the appearance of a major area of tiles	Complies

1) Requirements according to EN 14411:2015

(2) Requirements according to ISO 13006:20012

La tabella in italiano con i dati tecnici è scaricabile su www.novabell.it

The English language technical specification for each collection can be downloaded from www.novabell.it

Si vous le souhaitez, téléchargez le tableau contenant les données techniques en français en allant sur www.novabell.it

Die Tabelle in deutscher Sprache kann auf www.novabell.it heruntergeladen werden.



CAT-CCW



NovaBell

NOVABELL SpA CERAMICHE ITALIANE
via Molino, 1 - 42014 Roteglia (RE), Italia
T +39 0536 86 11 11 - F +39 0536 85 12 05
info@novabell.it - export@novabell.it
www.novabell.it

